



STATISTICS 2008





Major statistics are presented on pages 41 through 54.

For purposes of presentation, statistics are categorized in different ways. For instance, offenses are counted in two ways: actual and reported.

"Actual offenses" are defined according to the standards of the Uniform Crime Reporting program of the Federal Bureau of Investigation. Counts of actual offenses are a common measure of crime. The data that appear on pages 41 through 46 are based on actual offenses.

"Reported offenses" include unfounded complaints, which are screened out in the counting of actual offenses. Counts of reported offenses are a common measure of workload. The data on pages 47 through 54 of this section are based on reported offenses.



Crime Index 1999-2008

Seven serious offenses are used to define trends and make comparisons across the nation. These offenses are called index crimes, and data about them are drawn from the Federal Bureau of Investigation's Uniform Crime Reporting (UCR) program. The offenses consist of four violent crimes (murder, forcible rape, robbery, and aggravated assault) and three property crimes (burglary, larceny-theft, and motor vehicle theft).

During 2008, a total of 34,356 index crimes occurred in Honolulu, a decrease of 14 percent from 2007. The number of indexed crimes are still lower than the number of crimes recorded in the mid-1970s. Violent crimes decreased by 1 percent, with the number of rapes accounting for the largest percentage decrease (10 percent). Property crimes decreased by 15 percent, with the number of burglaries having the largest percent increase (10 percent).

Offenses	1999	2000	2001	2002	2003
Murder	37	20	20	18	15
Forcible Rape	235	240	293	304	266
Robbery	907	984	999	1,072	989
Aggravated Assault	1,019	1,058	1,141	1,207	1,336
VIOLENT CRIME	2,198	2,302	2,453	2,601	2,606
Burglary	6,087	6,946	7,340	8,932	7,967
Larceny-Theft	30,396	32,197	33,052	37,250	32,086
Motor Vehicle Theft	3,997	5,214	5,597	8,488	8,253
PROPERTY CRIMES	40,480	44,357	45,989	54,670	48,306
TOTALS	42,678	46,659	48,442	57,271	50,912

Offenses	2004	2005	2006	2007	2008
Murder	26	15	17	19	18
Forcible Rape	222	234	229	226	203
Robbery	818	841	956	943	928
Aggravated Assault	1,441	1,480	1,543	1,425	1,426
VIOLENT CRIME	2,507	2,570	2,745	2,613	2,575
Burglary	7,240	6,209	5,482	5,777	6,370
Larceny-Theft	29,512	29,376	26,540	26,483	21,473
Motor Vehicle Theft	7,369	6,798	6,288	4,937	3,938
PROPERTY CRIMES	44,121	42,383	38,310	37,197	31,781
TOTALS	46,628	44,953	41,055	39,810	34,356

Source: FBI Uniform Crime Reports



Comparative Summary 2006-2008

	2006	2007	2008
Actual Personnel Strength (December)			
All Employees	2,498	2,518	2,613
Police Officers	2,018	2,022	2,097
Officers Per 1,000 Population	2.2	2.2	2.3
Operating Expenditures (Fiscal Year)			
	\$168,526,909	\$181,313,677	\$194,225,320
Crime Rate Per 100,000 Population			
Murder	1.9	2.1	2.0
Forcible Rape	25.3	25.1	22.4
Robbery	105.7	104.7	102.5
Aggravated Assault	170.7	158.2	157.6
Burglary	606.3	641.5	703.9
Larceny-Theft	2,935.5	2,940.9	2,372.7
Motor Vehicle Theft	695.5	548.3	435.1
Total Number of Cases	4,972.1	4,559.1	3,796.2
Adults Arrested (Except Traffic)			
	30,698	32,742	30,389
Juveniles Arrested (Except Traffic)			
	8,347	9,006	8,937
TOTAL	39,045	41,748	39,326
Value of Property Stolen			
	\$73,734,662	\$70,418,527	\$54,691,971
Motor Vehicle Traffic Collisions			
Major	6,729	6,208	5,426
Minor	18,312	17,653	16,409
TOTAL	25,041	23,861	21,835
Persons Killed	90	67	46
Resident Population (Estimates)			
	904,100	900,500	905,000

Source: FBI Uniform Crime Reports



INDEX CRIMES

Offenses	Number of Offenses	Number of Clearances	Percent Cleared
Murder	18	15	83.3
Forcible Rape	203	102	50.2
Robbery	928	224	24.1
Aggravated Assault	1,426	550	38.6
VIOLENT CRIME	2,575	891	34.6
Burglary	6,370	305	4.8
Larceny-Theft	21,473	2,730	12.7
Motor Vehicle Theft	3,938	311	7.9
PROPERTY CRIME	31,781	3,346	10.5
TOTAL INDEX CRIMES	34,356	4,237	12.3

PART II OFFENSES

Offenses	Number of Offenses	Clearances	Percent Cleared
Part II Offenses	63,656	44,277	69.6

ALL OFFENSES

Offenses	Number of Offenses	Clearances	Percent Cleared
All Offenses	98,012	48,514	49.5

Source: FBI Uniform Crime Reports



Adults and Juveniles Arrested-2008

Offenses	Adults	Juveniles	Total
Murder	12	0	12
Negligent Homicide	6	0	6
Forcible Rape	62	7	69
Robbery	206	144	350
Aggravated Assault	489	89	578
Burglary	239	95	334
Larceny-Theft	1,490	881	2,371
Motor Vehicle Theft	217	74	291
TOTAL - PART I	2,721	1,290	4,011
Other Assaults	2,856	756	3,612
Arson	10	7	17
Forgery	123	1	124
Fraud	264	19	283
Embezzlement	44	3	47
Stolen Property	85	23	108
Vandalism	356	329	685
Weapons	114	17	131
Prostitution	382	11	393
Sex Offenses	188	59	247
Drug Laws	974	196	1,170
Gambling	3	4	7
Family Offenses	35	2	37
Driving Under Influence	4,233	49	4,282
Liquor Laws	563	108	671
Disorderly Conduct	470	71	541
All Other Offenses	16,968	2,499	19,467
Curfew		183	183
Runaway		3,310	3,310
TOTAL - PART II	27,668	7,647	35,315
GRAND TOTAL	30,389	8,937	39,326

Source: FBI Uniform Crime Reports



Actual Offense and Value of Property-2008

Offenses	Number	Value(\$)
Murder	18	0
Forcible Rape	203	1,435
Robbery:		
Highway	480	222,944
Commercial Establishment	113	134,158
Service Station	20	4,746
Convenience Store	75	32,197
Residence	67	133,064
Bank	17	11,121
Miscellaneous	156	127,847
TOTAL	928	666,077
Burglary:		
Residence: Night	814	2,217,861
Residence: Day	1,834	7,173,992
Residence: Unknown	1,899	7,052,169
Nonresidence: Night	441	911,876
Nonresidence: Day	213	636,501
Nonresidence: Unknown	1,169	3,658,137
TOTAL	6,370	21,650,536
Larceny - Theft by Value:		
Over \$200	10,150	16,792,679
\$50 to \$200	4,648	491,618
Under \$50	6,675	84,174
TOTAL	21,473	17,368,471
Motor Vehicle Theft	3,938	26,336,452
GRAND TOTAL	32,930	66,022,971
Larceny-Theft by Type:		
Pocket-Picking	227	214,133
Purse-Snatching	168	123,567
Shoplifting	3,422	546,264
From Motor Vehicles	7,559	6,268,098
Motor Vehicle Accessories	1,682	618,555
Bicycles	522	186,322
From Buildings	3,456	3,786,208
From Coin Operated Machines	29	33,607
All Other	4,408	5,591,717
TOTAL	21,473	17,368,471
Motor Vehicle Recovered	2,431	

Source: FBI Uniform Crime Reports



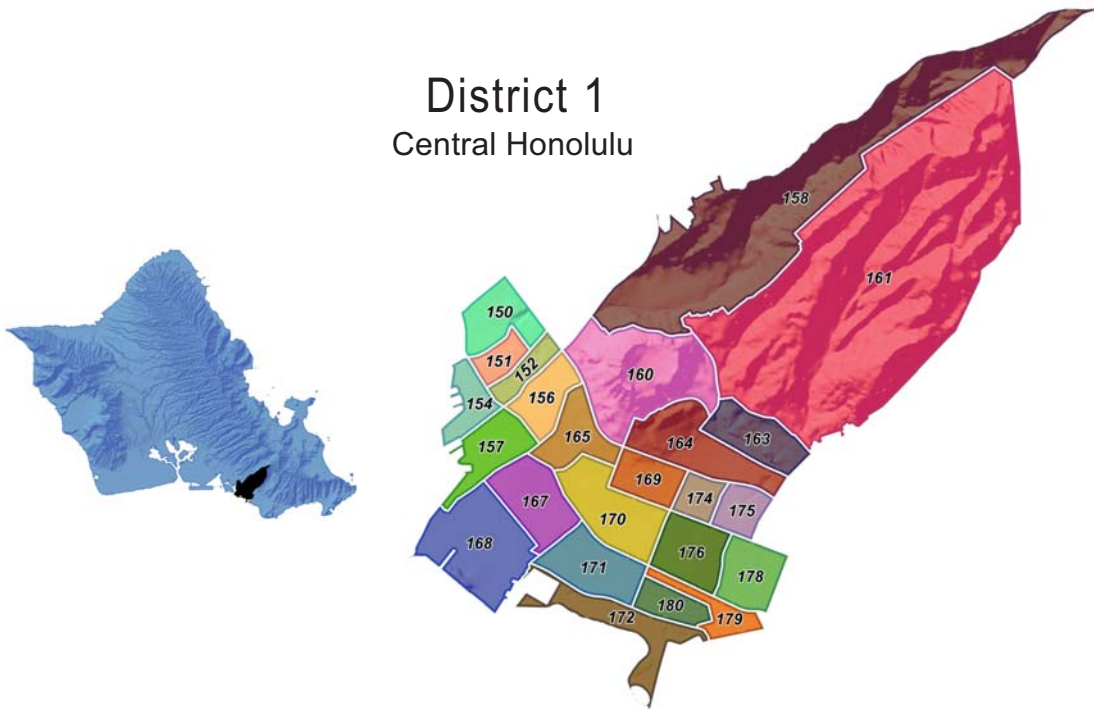
Property Stolen and Recovered-2008

Type of Property	Stolen (\$)	Recovered (\$)
Currency, Notes, Etc.	3,914,196	46,361
Jewelry and Precious Metals	12,590,778	718,253
Clothing and Furs	3,298,426	188,743
Locally Stolen Motor Vehicles	26,832,817	16,794,344
Office Equipment	4,134,160	129,963
Televisions, Radios, Stereos, Etc.	4,238,932	135,552
Firearms	78,885	7,130
Household Goods	327,972	3,988
Consumable Goods	250,155	33,487
Livestock	1,160	170
Miscellaneous	10,355,490	925,043
TOTAL	66,022,971	18,983,034

Source: FBI Uniform Crime Reports



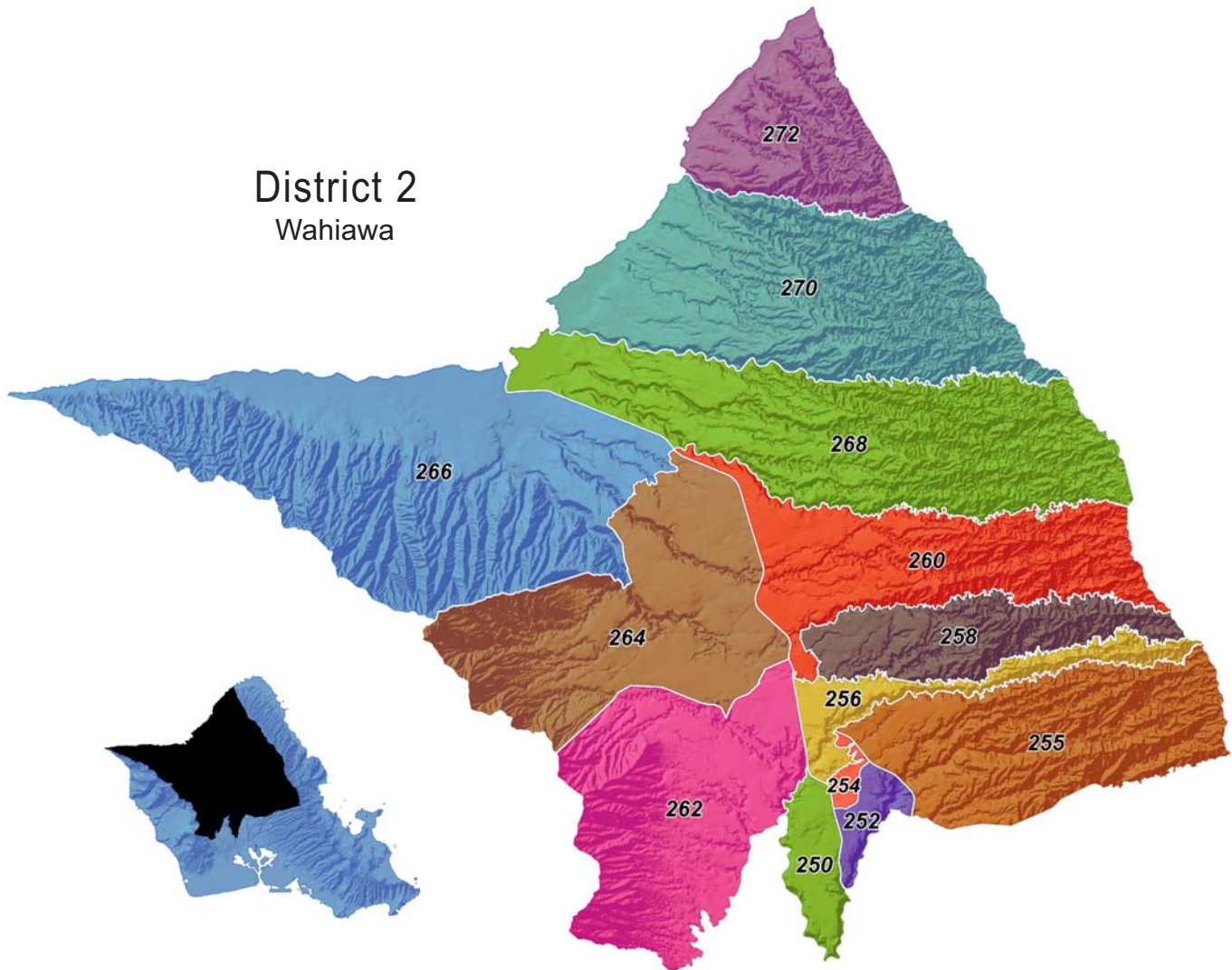
District 1
Central Honolulu



BEAT	MURDER	RAPE	ROBBERY	AGGRAVATED ASSAULT	BURGLARY	LARCENY	AUTO THEFT	TOTAL
150	0	2	22	8	5	71	23	131
151	0	2	28	20	15	108	28	201
152	0	0	6	10	20	176	20	232
154	0	1	19	18	55	275	15	383
156	0	2	4	4	8	54	3	75
157	0	0	3	0	29	93	9	134
158	0	0	3	1	41	48	23	116
160	1	0	6	6	33	98	52	196
161	0	2	2	2	38	135	21	200
163	0	7	2	7	23	113	63	215
164	0	2	12	11	60	181	83	349
165	0	0	2	8	16	103	17	146
167	0	1	5	9	30	127	21	193
168	0	1	3	12	22	132	16	186
169	0	0	4	4	29	97	15	149
170	0	4	7	9	31	126	26	203
171	0	1	11	30	47	417	46	552
172	1	2	2	12	0	101	4	122
174	0	0	3	6	32	119	9	169
175	1	0	11	5	14	77	2	110
176	0	2	16	23	64	416	40	561
178	0	4	17	10	60	189	41	321
179	0	0	7	19	26	160	12	224
180	0	1	11	10	12	926	29	989
TOTAL	3	34	206	244	710	4,342	618	6,157

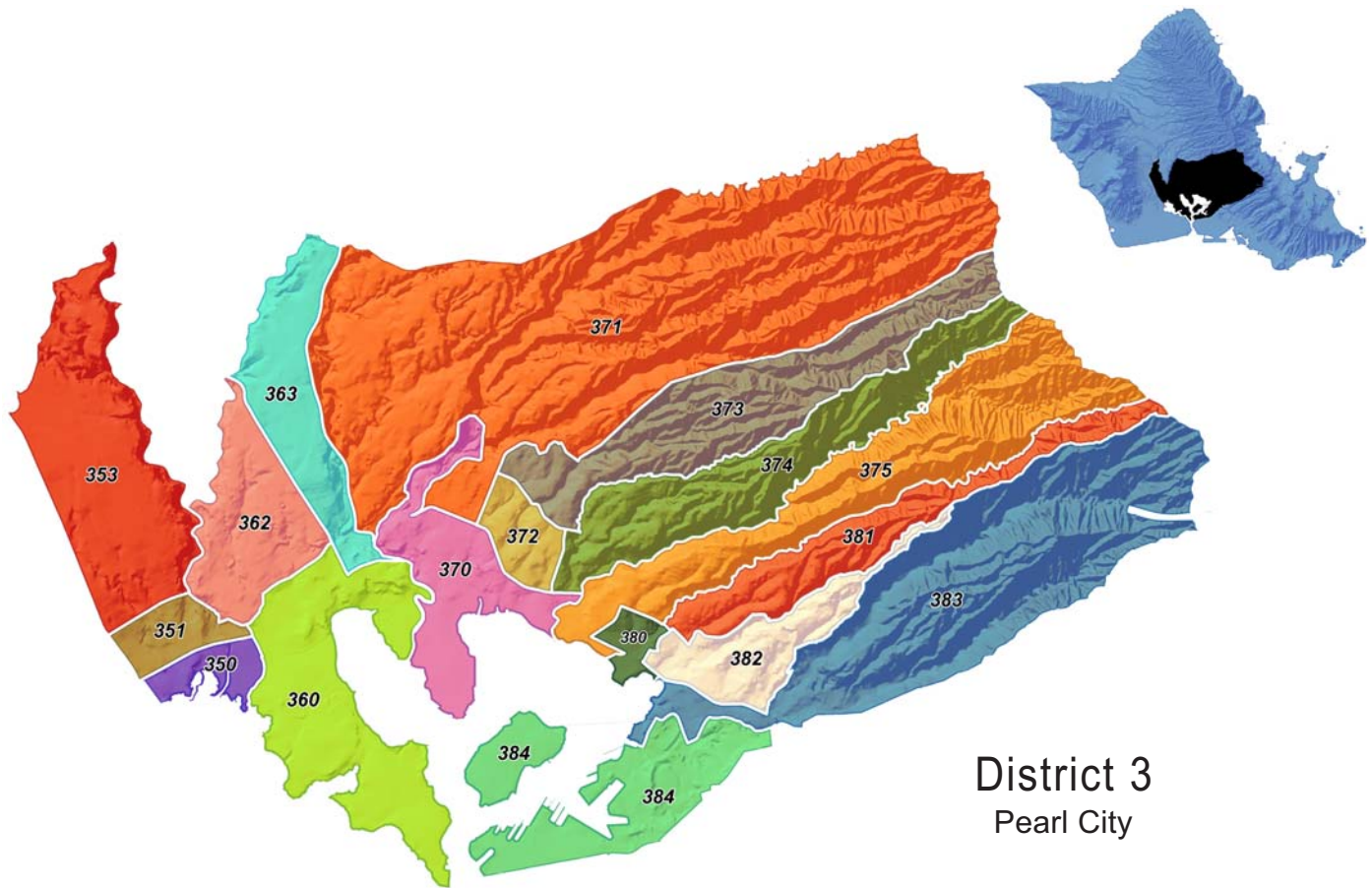


District 2
Wahiawa



BEAT	MURDER	RAPE	ROBBERY	AGGRAVATED ASSAULT	BURGLARY	LARCENY	AUTO THEFT	TOTAL
250	0	0	4	5	67	96	42	214
252	0	3	7	8	58	123	50	249
254	0	1	5	4	39	147	35	231
255	2	1	1	10	37	63	34	148
256	0	0	2	5	28	64	42	141
258	0	1	1	9	85	40	16	152
260	0	5	14	13	36	160	35	263
262	0	2	7	10	25	48	28	120
264	0	3	0	9	33	75	28	148
266	0	0	7	8	55	146	32	248
268	0	0	4	13	27	125	17	186
270	0	0	4	6	13	203	13	239
272	0	0	6	15	49	276	53	399
TOTAL	2	16	62	115	552	1,566	425	2,738

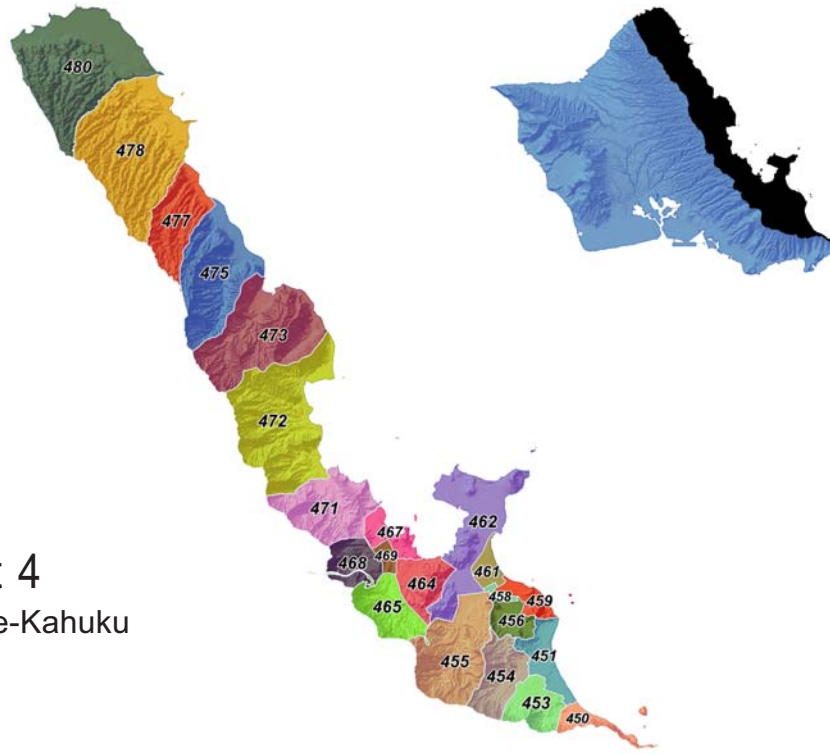
Source: Records Management System



District 3
Pearl City

BEAT	MURDER	RAPE	ROBBERY	AGGRAVATED ASSAULT	BURGLARY	LARCENY	AUTO THEFT	TOTAL
350	0	1	12	8	31	77	34	163
351	0	3	26	28	64	211	67	399
353	0	2	4	6	69	167	65	313
360	0	4	24	20	70	226	51	395
362	0	3	15	14	129	360	106	627
363	0	1	5	5	100	234	120	465
370	0	3	16	19	87	400	91	616
371	0	0	0	2	64	89	22	177
372	1	0	2	4	44	106	46	203
373	0	0	1	1	23	41	15	81
374	0	0	1	0	44	90	19	154
375	1	2	4	12	62	212	64	357
380	0	2	15	6	29	512	62	626
381	0	0	0	5	52	43	5	105
382	1	0	3	4	88	167	30	293
383	0	1	7	5	11	147	9	180
384	0	6	13	15	60	206	37	337
TOTAL	3	28	148	154	1,027	3,288	843	5,491

Source: Records Management System



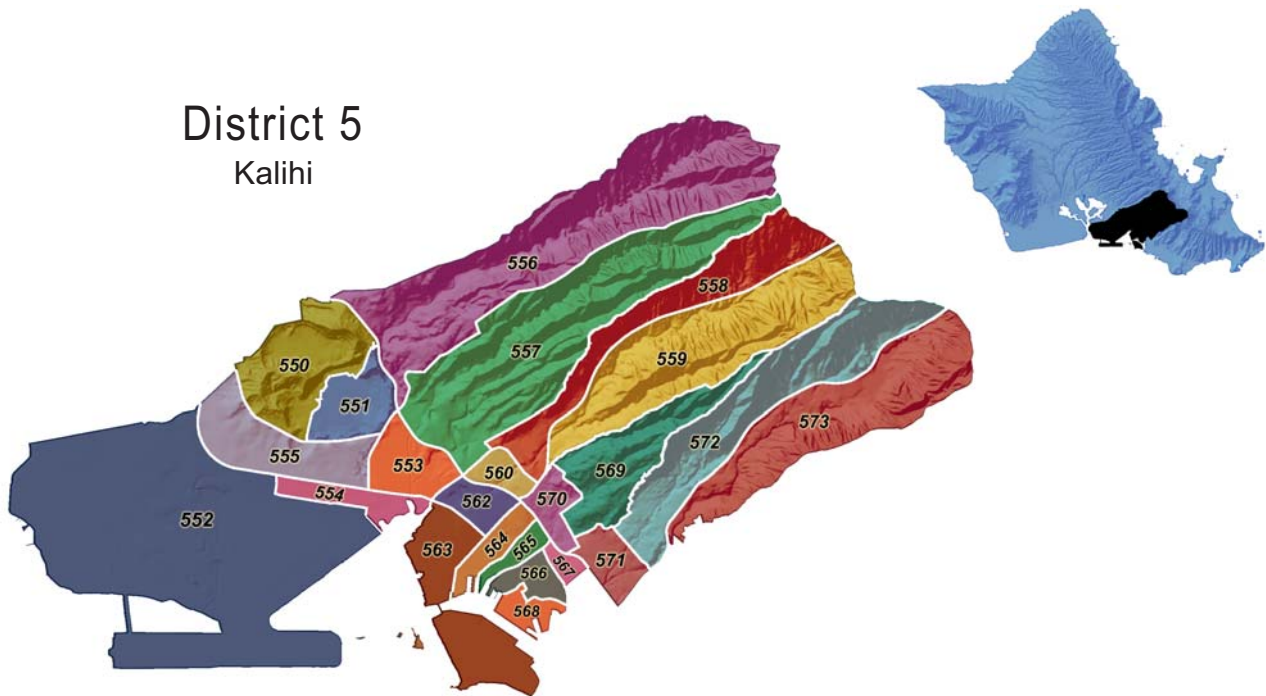
District 4
Kailua-Kaneohe-Kahuku

BEAT	MURDER	RAPE	ROBBERY	AGGRAVATED ASSAULT	BURGLARY	LARCENY	AUTO THEFT	TOTAL
450	0	1	1	6	9	166	13	196
451	0	0	1	14	7	113	13	148
453	0	0	1	3	15	62	3	84
454	0	1	0	2	20	27	5	55
455	0	0	0	14	54	110	6	184
456	0	1	2	8	46	134	23	214
458	1	3	7	17	33	220	23	304
459	0	1	7	7	44	297	25	381
461	0	0	1	7	59	180	20	267
462	0	0	2	3	67	149	30	251
464	0	2	4	8	66	153	24	257
465	0	2	1	4	20	79	13	119
467	0	3	3	11	53	164	34	268
468	0	0	0	2	20	60	11	93
469	1	0	7	13	31	254	65	371
471	0	3	3	19	59	121	33	238
472	0	1	0	9	20	82	8	120
473	0	0	1	3	11	41	3	59
475	0	0	1	3	27	30	0	61
477	0	2	2	9	9	47	6	75
478	0	0	2	10	33	148	15	208
480	0	1	3	7	24	104	7	146
TOTAL	2		49	179	727	2,741	380	4,099

Source: Records Management System

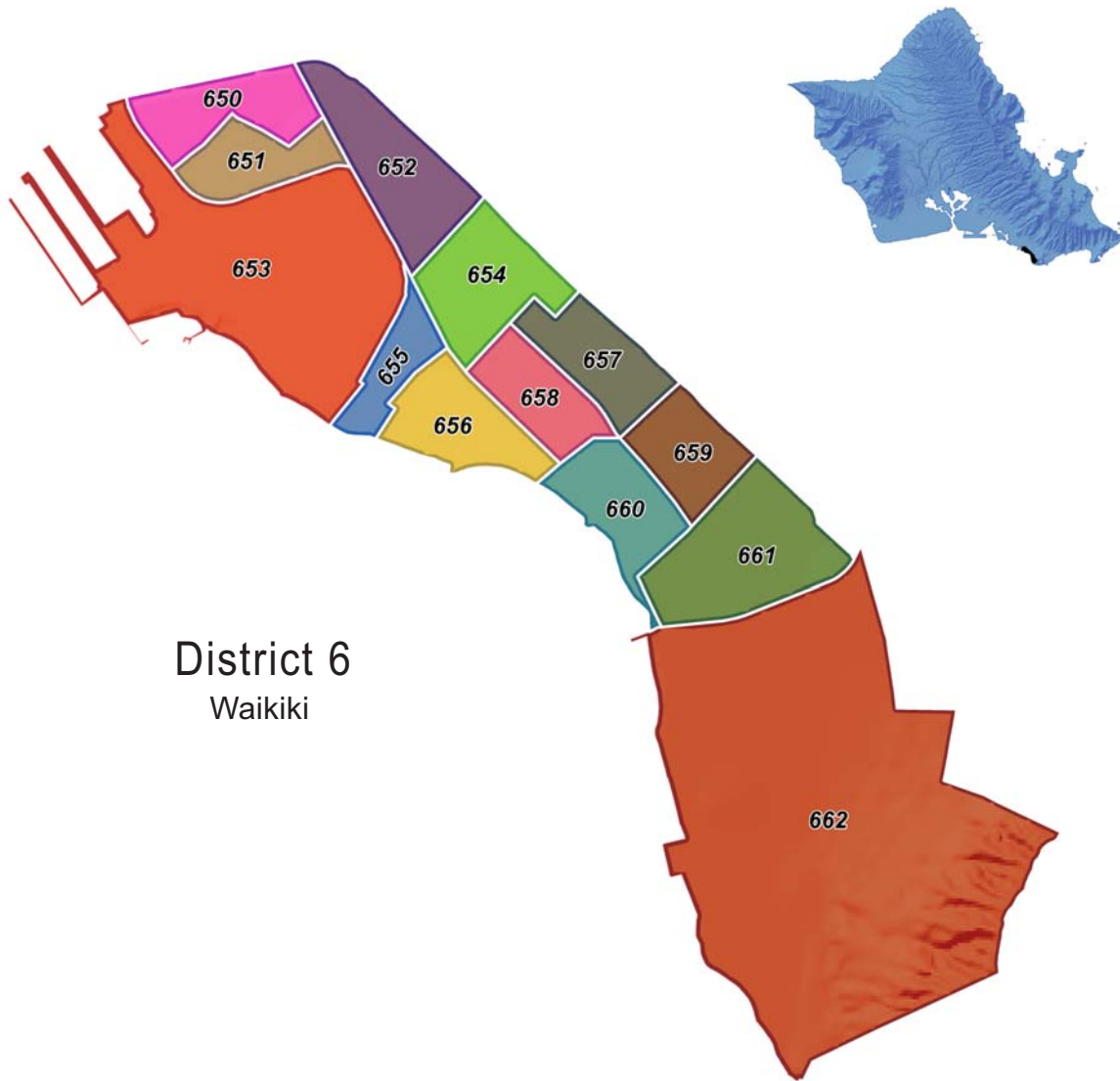


District 5
Kalihi



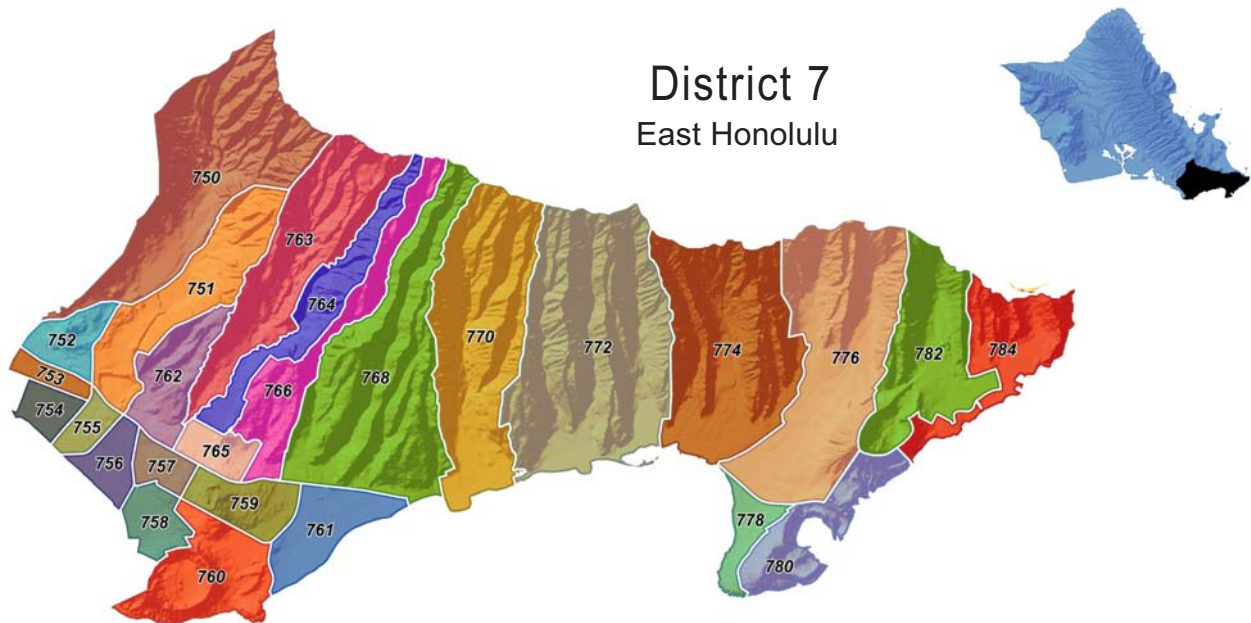
BEAT	MURDER	RAPE	ROBBERY	AGGRAVATED ASSAULT	BURGLARY	LARCENY	AUTO THEFT	TOTAL
550	0	4	7	8	49	108	45	221
551	0	0	8	10	32	151	91	292
552	0	0	1	4	8	206	38	257
553	0	0	0	5	20	86	46	157
554	0	3	2	4	19	87	32	147
555	0	1	3	2	40	143	33	222
556	0	2	2	8	18	64	31	125
557	0	0	3	7	25	39	3	77
558	0	1	5	16	34	83	13	152
559	0	1	6	10	72	86	37	212
560	1	4	21	38	46	69	11	189
562	0	1	13	22	55	159	26	277
563	1	1	6	36	55	155	45	298
564	0	0	13	8	51	169	22	264
565	0	0	3	7	32	101	12	155
566	0	2	9	16	28	161	27	243
567	0	1	18	19	29	54	28	149
568	0	0	4	1	4	130	9	148
569	0	0	4	4	63	69	27	167
570	0	1	11	6	70	133	43	264
571	0	2	12	7	92	226	40	379
572	0	1	3	1	37	72	15	129
573	0	1	2	1	27	82	3	116
TOTAL	2	26	156	240	906	2,633	677	4,640

Source: Records Management System



BEAT	MURDER	RAPE	ROBBERY	AGGRAVATED ASSAULT	BURGLARY	LARCENY	AUTO THEFT	TOTAL
650	0	2	5	1	22	68	11	109
651	0	0	4	9	24	99	11	147
652	0	8	8	8	27	110	17	178
653	0	3	5	6	55	210	14	293
654	0	1	15	18	19	161	15	229
655	0	0	1	4	23	73	4	105
656	0	1	3	14	52	253	2	325
657	0	3	24	20	41	229	32	349
658	0	3	27	37	36	293	7	403
659	0	3	6	7	32	73	25	146
660	0	1	14	9	48	405	17	494
661	1	5	5	12	49	178	29	279
662	0	1	9	6	18	208	23	265
TOTAL	1	31	126	151	446	2,360	207	3,322

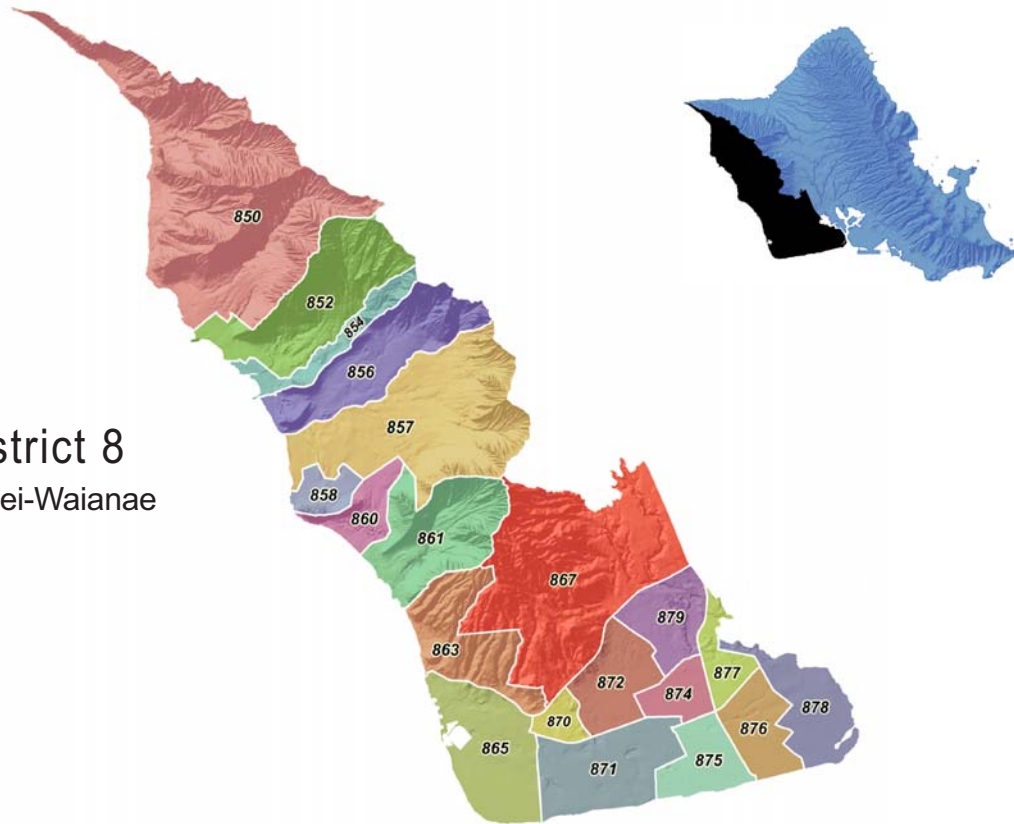
Source: Records Management System



BEAT	MURDER	RAPE	ROBBERY	AGGRAVATED ASSAULT	BURGLARY	LARCENY	AUTO THEFT	TOTAL
750	0	2	1	3	46	71	12	135
751	0	2	5	3	68	144	39	261
752	0	1	11	2	41	131	52	238
753	0	3	8	7	52	150	30	250
754	1	8	9	36	68	181	50	353
755	0	3	6	5	51	127	55	247
756	0	2	4	8	32	122	21	189
757	0	2	5	3	45	67	18	140
758	0	2	0	2	63	55	14	136
759	0	0	8	1	54	168	8	239
760	0	0	3	6	25	143	16	193
761	0	0	1	0	35	92	10	138
762	0	4	8	4	52	137	38	243
763	0	0	7	12	45	55	15	134
764	0	0	0	2	30	38	27	97
765	0	0	4	7	77	91	18	197
766	0	0	1	0	38	52	16	107
768	0	0	3	1	75	111	10	200
770	0	1	0	1	35	46	4	87
772	0	5	1	1	31	48	2	88
774	0	2	3	3	43	131	20	202
776	0	1	3	10	37	130	12	193
778	0	1	0	0	15	98	4	118
780	0	0	0	0	0	61	1	62
782	0	0	2	0	13	33	5	53
784	0	0	0	4	3	158	4	169
TOTAL	1	39	93	121	1,074	2,640	501	4,469



District 8
Kapolei-Waianae



BEAT	MURDER	RAPE	ROBBERY	AGGRAVATED ASSAULT	BURGLARY	LARCENY	AUTO THEFT	TOTAL
850	1	1	5	23	39	170	19	258
852	0	2	8	23	46	118	20	217
854	0	3	14	26	39	148	20	250
856	0	0	5	14	32	105	10	166
857	0	1	3	15	36	54	22	131
858	0	0	2	6	37	104	12	161
860	0	5	3	15	36	100	24	183
861	0	7	6	30	42	128	16	229
863	0	0	0	2	6	38	10	56
865	0	2	0	4	53	93	23	175
867	0	2	6	10	140	149	79	386
870	0	0	10	3	7	256	13	289
871	0	0	2	4	21	34	26	87
872	0	1	6	10	91	159	37	304
874	0	3	5	11	83	172	48	322
875	1	2	9	16	128	139	17	312
876	0	0	7	15	99	133	34	288
877	1	0	3	2	38	72	29	145
878	0	0	0	2	14	10	3	29
879	0	1	1	10	7	25	5	49
TOTAL	3	30	95	241	994	2,207	467	4,037

Source: Records Management System