

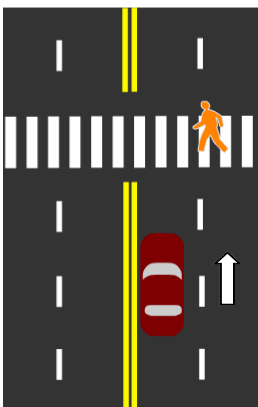


For Pedestrians

SLOW DOWN—WATCH

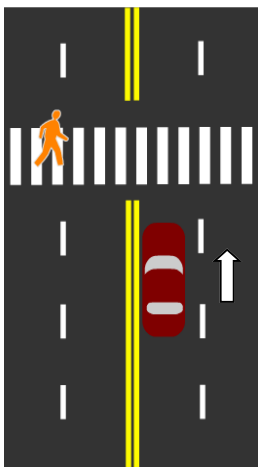
STOP until the pedestrian has safely passed in front of you.

HRS 291C-72(a)(1):
Vehicle to stop/yield right-of-way to pedestrian in crosswalk upon same half of roadway. **Fine: Court**



STOP when a pedestrian is approaching from the other side of the road.

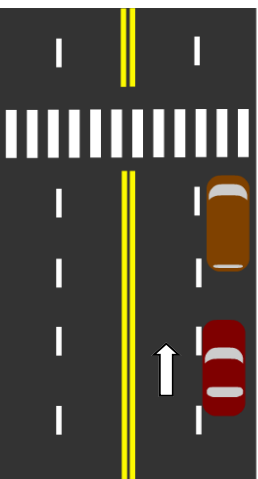
HRS 291C-72(a)(2):
Vehicle to stop for pedestrian in crosswalk approaching from other half of roadway. **Fine: Court**



STOP behind a car that is waiting for a pedestrian.

291C-72(d):
No overtaking of another vehicle stopped for pedestrian at intersection.

Fine: Court

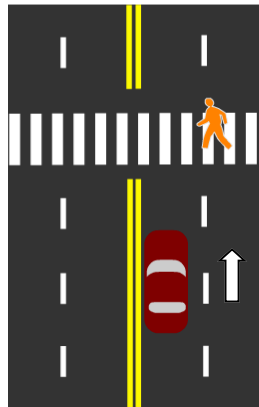


For Pedestrians

SLOW DOWN—WATCH

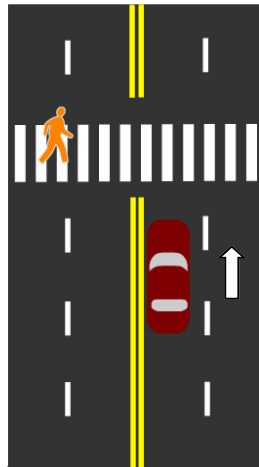
STOP until the pedestrian has safely passed in front of you.

HRS 291C-72(a)(1):
Vehicle to stop/yield right-of-way to pedestrian in crosswalk upon same half of roadway. **Fine: Court**



STOP when a pedestrian is approaching from the other side of the road.

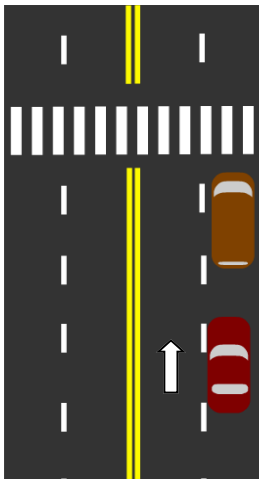
HRS 291C-72(a)(2):
Vehicle to stop for pedestrian in crosswalk approaching from other half of roadway. **Fine: Court**



STOP behind a car that is waiting for a pedestrian.

291C-72(d):
No overtaking of another vehicle stopped for pedestrian at intersection.

Fine: Court




For Pedestrians

SLOW DOWN—WATCH

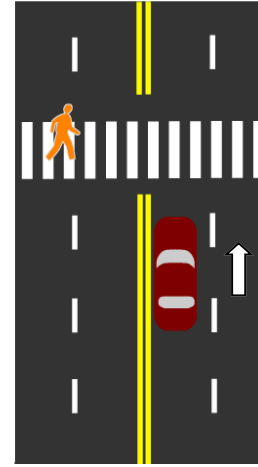
STOP until the pedestrian has safely passed in front of you.

HRS 291C-72(a)(1):
Vehicle to stop/yield right-of-way to pedestrian in crosswalk upon same half of roadway. **Fine: Court**



STOP when a pedestrian is approaching from the other side of the road.

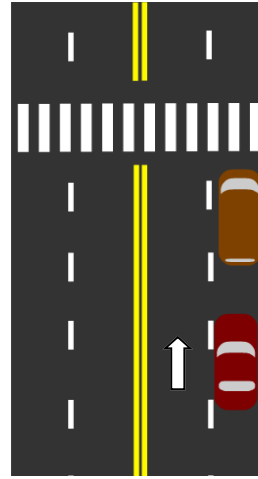
HRS 291C-72(a)(2):
Vehicle to stop for pedestrian in crosswalk approaching from other half of roadway. **Fine: Court**



STOP behind a car that is waiting for a pedestrian.

291C-72(d):
No overtaking of another vehicle stopped for pedestrian at intersection.

Fine: Court



Pedestrian Safety

How it Works



STEADY Start crossing when this signal appears. This is the only time you may enter the crosswalk.



FLASHING Don't start crossing if this signal appears. Finish crossing if it appears and you are already in the crosswalk



STEADY "Don't Walk". Remain at the curb when this signal appears. Push the pedestrian button and wait for the walk signal.



Don't start crossing if this signal appears. Finish crossing within the time allowed.

THE LAW

PEDESTRIAN VIOLATIONS Penalties

HRS 291C-33(2):
Pedestrian obedience to "Don't Walk" or flashing signal.....**Fine: \$130**

HRS 291C-73(c): "Jaywalking"....**Fine: \$130**

ROH 15-24.23: (effective on Oct 25, 2017)
No Pedestrian shall cross a street or highway while **VIEWING** a mobile electronic device.....**Fine: \$15.00- \$99.00**

STEPS TO SAFETY

Always use a marked crosswalk.

Make eye contact. Look left, right, left again.

Wear white, bright, or reflective clothing.



www.honolulu.org

Revised July 2017



Pedestrian Safety

How it Works



STEADY Start crossing when this signal appears. This is the only time you may enter the crosswalk.



FLASHING Don't start crossing if this signal appears. Finish crossing if it appears and you are already in the crosswalk



STEADY "Don't Walk". Remain at the curb when this signal appears. Push the pedestrian button and wait for the walk signal.



Don't start crossing if this signal appears. Finish crossing within the time allowed.

THE LAW

PEDESTRIAN VIOLATIONS Penalties

HRS 291C-33(2):
Pedestrian obedience to "Don't Walk" or flashing signal.....**Fine: \$130**

HRS 291C-73(c): "Jaywalking"....**Fine: \$130**

ROH 15-24.23: (effective on Oct 25, 2017)
No Pedestrian shall cross a street or highway while **VIEWING** a mobile electronic device.....**Fine: \$15.00- \$99.00**

STEPS TO SAFETY

Always use a marked crosswalk.

Make eye contact. Look left, right, left again.

Wear white, bright, or reflective clothing.



www.honolulu.org

Revised July 2017



Pedestrian Safety

How it Works



STEADY Start crossing when this signal appears. This is the only time you may enter the crosswalk.



FLASHING Don't start crossing if this signal appears. Finish crossing if it appears and you are already in the crosswalk



STEADY "Don't Walk". Remain at the curb when this signal appears. Push the pedestrian button and wait for the walk signal.



Don't start crossing if this signal appears. Finish crossing within the time allowed.

THE LAW

PEDESTRIAN VIOLATIONS Penalties

HRS 291C-33(2):
Pedestrian obedience to "Don't Walk" or flashing signal.....**Fine: \$130**

HRS 291C-73(c): "Jaywalking"....**Fine: \$130**

ROH 15-24.23: (effective on Oct 25, 2017)
No Pedestrian shall cross a street or highway while **VIEWING** a mobile electronic device.....**Fine: \$15.00- \$99.00**

STEPS TO SAFETY

Always use a marked crosswalk.

Make eye contact. Look left, right, left again.

Wear white, bright, or reflective clothing.



www.honolulu.org

Revised July 2017

